



**BioPhase 8800 and
PA 800 Plus systems**
Consumables and reagents catalog



The Power of Precision

2023 edition

Contents

Consumables and reagents for the BioPhase 8800 system

Nucleic acid analysis kits	5
Nucleic acid analysis components.....	5
Size and purity analysis kits.....	6
Size and purity analysis components.....	6
Charge heterogeneity analysis kits.....	7
Charge heterogeneity analysis components.....	7
Glycan analysis kits.....	8
Glycan analysis components	8
General components.....	9
Cartridges for the BioPhase 8800 system.....	9
Plates for the BioPhase 8800 system.....	10
Accessories and filters for the BioPhase 8800 system.....	10

Consumables and reagents for the PA 800 Plus system

Size and purity analysis kits	12
Size and purity analysis components.....	13
Nucleic acid analysis kits	14
Nucleic acid analysis components.....	15
Charge heterogeneity analysis kits.....	16
Charge heterogeneity analysis components.....	17
Glycan analysis kits.....	18
Glycan analysis components	19
General analysis kits.....	20
Miscellaneous components	20
Cartridges	21
Coated capillaries	21
Capillaries (pre-burned window)	21
Capillaries (extended length)	21
Capillaries (no pre-burned window)	21
Cartridge accessories.....	22
Labware	22
Instrument accessories.....	23
UV filters	23
LIF filters	24

Purchase supplies and reagents

Order SCIEX supplies and reagents online at store.sciex.com. To set up an order, use the account number found on the quote, order confirmation or shipping documents. Alternatively, supplies and reagents can be ordered by contacting your local SCIEX representative.



Consumables and reagents for the BioPhase 8800 system



BioPhase 8800 system

Nucleic acid analysis kits

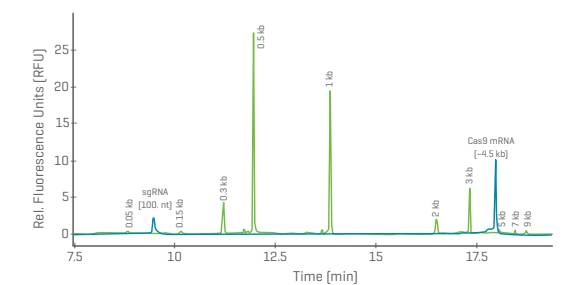
P/N C48231 RNA 9000 Purity & Integrity kit

The RNA 9000 Purity & Integrity kit is designed for purity and integrity analysis of RNA therapeutics, vaccines and large, single-stranded oligonucleotides. This kit enables the analysis of a diverse array of RNA species, between 50 and 9,000 bases. It provides the ability to conduct analysis from early development to quality control and for transferability and validation to be completed on both the BioPhase 8800 and PA 800 Plus systems.

This kit provides reagent volumes for the analysis of 200 samples, is designed for use on the BioPhase 8800 and PA 800 Plus systems and includes:

- Acid wash/regenerating solution, 0.1N HCl, 100 mL
- CE grade water, 140 mL [2]
- LIF performance test mixture, 20 mL
- Nucleic acid extended range gel, 140 mL [2]
- SYBR™ Green II RNA gel stain¹ [500x] [0.11 mL]
- ssRNA ladder [0.05 kB to 9 kB], 70 µL [2]

¹SYBR is a trademark of the Life Technologies Corporation. SYBR Green II RNA gel stain is not available for resale.



CRISPR/Cas9 system RNA profiling. Data acquired on the BioPhase 8800 system using the RNA 9000 Purity & Integrity kit.

Nucleic acid analysis components

P/N 5308349	Nucleic acid extended range gel multi-pack
P/N C48034	CE grade water
P/N 608082	Sample loading solution, 6.0 mL



P/N C48034
CE grade water

BioPhase 8800 system

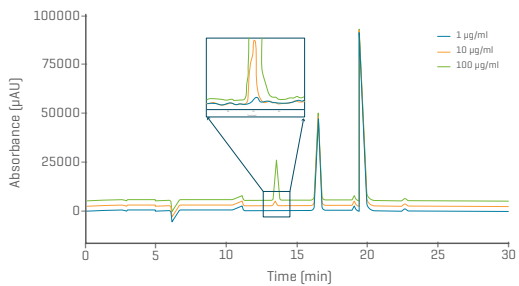
Size and purity analysis kits

P/N C30085 BioPhase CE-SDS Protein Analysis kit

The BioPhase CE-SDS Protein Analysis kit enables monoclonal antibody (mAb) analysis and other protein purity and integrity analysis on the BioPhase 8800 system utilizing a replaceable, sieving gel matrix.

This kit provides reagent volumes for the analysis of 200 samples and includes:

- SDS-MW gel buffer, 140 mL [2]
- Regenerator basic solution, 100 mL
- Regenerator acidic solution, 100 mL
- SDS-MW sample buffer, 50 mL
- Low pH SDS sample buffer, 55 mL
- 10 kDa internal standard, 400 µL [2]
- CE grade water, 140 mL [3]



Name	Apex	ca	ca%	SNR RMS
Lysozyme 0.1%	13.57	29.68	0.09	27.79
mAb main product	19.44	32049.51	99.91	12535.09

Impurity analysis down to 0.1% of the main product [0.1% of lysozyme spiked into an IgG sample] with the BioPhase 8800 system.

Size and purity analysis components

P/N A30341	SDS-MW gel buffer multi-pack
P/N 391734	IgG control standard, 3 pack
P/N A26487	10 kDa standard
P/N A22196	MW sizing standard, 3 pack
P/N C44807	Low pH SDS sample buffer, 140 mL
P/N C57805	Low pH phosphate SDS sample buffer, 140 mL
P/N C48034	CE grade water
P/N 608114	Mineral oil



P/N A30341
SDS-MW gel buffer multi-pack

BioPhase 8800 system

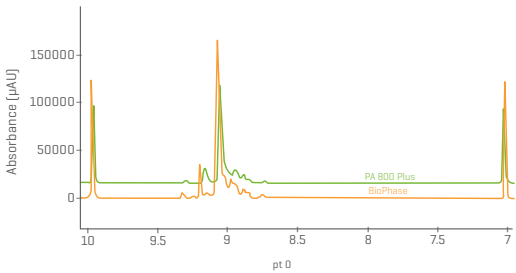
Charge heterogeneity analysis kits

P/N C30101 BioPhase Capillary Isoelectric Focusing (cIEF) kit

This kit is configured for use on the BioPhase 8800 system. Capillary isoelectric focusing (cIEF) is a powerful technique that allows quantitative, experimental analysis of a protein's isoelectric focusing point (pI) and charge variants. In cIEF, a mixture of sample and ampholyte is introduced into a capillary and subjected to a high voltage, creating a pH gradient through which analytes migrate to their respective pI.

The cIEF kit provides reagent volumes for the analysis of 200 samples and includes:

- Cathodic stabilizer, 130 mg [4]
- Anodic stabilizer, 30 mg [4]
- cIEF gel, 60 mL
- Urea, 15 g
- Neutral capillary conditioning solution, 60 mL
- Analyte, 100 mL
- Catholyte, 60 mL
- Chemical mobilizer, 100 mL
- Formamide, 60 mL
- CE grade water, 140 mL [4]



Comparison of the cIEF separation profiles of the NISTmAb charge variants between capillary A of the BioPhase 8800 system (lower trace) and the single capillary PA 800 Plus system (upper trace).

Charge heterogeneity analysis components

P/N 5306013	Neutral capillary conditioning solution
P/N C48034	CE grade water
P/N 608082	Sample loading solution, 6.0 mL
P/N A58481	cIEF peptide marker kit
P/N 477497	cIEF gel [100 mL]



P/N A58481
cIEF peptide marker kit



P/N 477497
cIEF gel [100 mL]

BioPhase 8800 system

Glycan analysis kits

P/N C30098 BioPhase Fast Glycan Labeling and Analysis kit

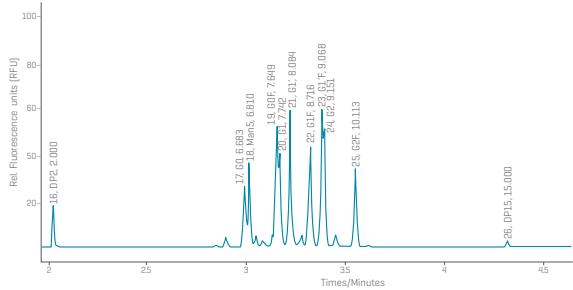
The BioPhase Fast Glycan Labeling and Analysis kit is designed to rapidly label glycoprotein-released N-Glycans with APTS followed by effective removal of the excess dye using magnetic bead-based cleanup. The labeled glycans are then separated by high-resolution capillary electrophoresis with laser-induced fluorescence detection using the HR-NCHO separation matrix. Glycans identification is determined based on their normalized electrophoretic mobility referenced against pre-determined GU values using appropriate bracketing standards.

This kit provides reagent volumes for the analysis of 200 samples and includes:

- BST – bracketing standard, 0.18 mg
- CE grade water, 140 mL
- D1 – sample process solvent, 500 mM
- D2 – sample process solvent, 100 mM
- D3 – sample process solvent, 1.8 mL
- D4 – sample process solvent, 15 mL
- GU – glucose ladder standard, 50 mg
- HR-NCHO glycan separation buffer
- IST – internal standard
- L5 – sample labeling solvent
- L6 – Sample reagent dye
- LIF performance test mixture
- M1 – glycan capture beads

Glycan analysis components

P/N C48034	CE grade water
------------	----------------



A mixture of 9 major glycans found on a mAb analyzed by the BioPhase Fast Glycan Labeling and Analysis kit. Peaks are labeled with ID and GU values used for identification.



P/N C48034
CE grade water

BioPhase 8800 system

General components

P/N 338437	Capillary performance test kit
P/N 338426	Capillary performance run buffer A
P/N 501333	P/ACE MDQ Plus system capillary performance test mixture B
P/N 338424	Capillary regenerator solution A



P/N 338424
Capillary regenerator solution

P/N 501333
P/ACE MDQ Plus system
capillary performance test
mixture B

Cartridges

P/N 5080121 BioPhase BFS capillary cartridge - 8 x 30 cm

This bare fused silica (BFS) 8-capillary cartridge is designed for use on the BioPhase 8800 system, which includes 1 cartridge with 8 x 30 cm BFS capillaries pre-installed. The detection window is located 20 cm from the inlet side and has incorporated electrodes. The cartridge incorporates liquid temperature control for improved standardization of separation temperature to support high levels of assay repeatability.



P/N 5080121
BFS capillary cartridge - 8 x 30 cm

P/N 5080119 BioPhase Neutral capillary cartridge - 8 x 30 cm

This neutral coated 8-capillary cartridge is designed for use on the BioPhase 8800 system, which includes 1 cartridge with 8 x 30 cm neutral capillaries pre-installed. The detection window is located 20 cm from the inlet side and has incorporated electrodes. The cartridge incorporates liquid temperature control for improved standardization of separation temperature to support high levels of assay repeatability.



P/N 5080119
Neutral capillary cartridge - 8 x 30 cm

BioPhase 8800 system

Plates for the BioPhase 8800 system

Labware

P/N 5080311 BioPhase sample and reagent plates [4, 4, 8]
This starter kit includes 4 sample plates, 4 reagent plates and 8 outlet plates. Sample and reagent plates are 96 wells and are designed to ANSI standard configuration for compatibility with automated 96-well plate liquid handlers and for use with 8-capillary cartridges for the BioPhase 8800 system.

P/N 5080313 BioPhase sample plates [20]
This plate pack includes 20 sample plates. Sample plates are 96 wells and are designed to ANSI standard configuration for compatibility with automated 96-well plate liquid handlers and for use with 8-capillary cartridges for the BioPhase 8800 system.


P/N 5080314 BioPhase reagent plates [20]
This plate pack includes 20 sample reagents. Reagent plates are 96 wells and are designed to ANSI standard configuration for compatibility with automated 96-well plate liquid handlers and for use with 8-capillary cartridges for the BioPhase 8800 system.

P/N 5080315 BioPhase outlet plates [20]
This plate pack includes 20 outlet plates. Outlet plates are 96 wells and are designed to ANSI standard configuration for compatibility with automated 96-well plate liquid handlers and for use with 8-capillary cartridges for the BioPhase 8800 system.


Accessories and filters for the BioPhase 8800 system

Size and purity analysis components

P/N 5066919	488 nm laser
P/N 5085153	UV filter assembly
P/N 5066890	220 nm UV filter
P/N 5072643	280 nm UV filter
P/N 5085177	600 nm LIF filter assembly
P/N 5085178	560 nm LIF filter assembly
P/N 5085159	520 nm LIF filter assembly
P/N 359976	Capillary cartridge coolant



P/N 5080313
Sample plates for the BioPhase 8800 system



P/N 5080315
Outlet plates for the BioPhase 8800 system



P/N 359976
Capillary cartridge coolant

Consumables and reagents for the PA 800 Plus system



PA 800 Plus system

Size and purity analysis kits

P/N 390953 SDS-MW Analysis kit

The SDS-MW Analysis kit is designed for use on the PA 800 Plus system and is used for the separation and sizing of protein-SDS complexes using a replaceable gel matrix. The gel is formulated to provide an effective protein sieving range of approximately 10 kDa to 225 kDa. Within this size range, the logarithm of protein molecular mass is linear with its reciprocal electrophoretic mobility, allowing the molecular weight [MW] of an unknown protein to be estimated from a standard curve of known protein sizes. This chemistry can also be used to effectively quantify the amount of protein and to determine the purity of a protein product.

This kit provides reagent volumes for analysis of 100 samples and includes:

- Separation capillary, 67 cm x 50 µm ID, bare fused silica [2]
- SDS gel separation buffer, 140 mL
- SDS sample buffer, 100 mM Tris-HCl, pH 9.0/1% SDS, 50 mL
- MW sizing standard [10 kDa to 225 kDa], 16 mg/mL, 100 µL
- Internal standard, 10 kDa protein, 5 mg/mL, 0.4 mL
- Acidic wash solution, 0.1 N HCl, 100 mL
- Basic wash solution, 0.1 N NaOH, 100 mL

P/N A10663 IgG Purity and Heterogeneity kit

The IgG Purity and Heterogeneity kit is designed for use on the PA 800 Plus system and is used to assess the purity and heterogeneity of IgG molecules in both a reduced and non-reduced state. The methodology involves heat denaturing a specified concentration of IgG [both reduced and non-reduced] in the presence of SDS. These products are separated using a replaceable gel matrix within a capillary for separation. This kit will detect impurities as low as 0.1% and includes an IgG control standard with a designated quantity of non-glycosylated heavy chain to test both the resolution and quantification suitability of the assay prior to running unknowns.

This kit provides reagent volumes for the analysis of 100 samples and includes:

- Separation capillary, 67 cm x 50 µm ID, bare fused silica [2]
- SDS gel separation buffer, 140 mL
- SDS sample buffer, 100 mM Tris-HCl, pH 9.0/1% SDS, 50 mL
- IgG control standard, 1 mg/mL in SDS sample buffer, 1 mL
- Internal standard, 10 kDa protein, 5 mg/mL, 0.4 mL
- Acidic wash solution, 0.1 N HCl, 100 mL
- Basic wash solution, 0.1 N NaOH, 100 mL

PA 800 Plus system

Size and purity analysis components

P/N A30341	SDS-MW gel buffer multi-pack
P/N 391734	IgG control standard, 3 pack
P/N A26487	10 kDa standard
P/N A22196	MW sizing standard, 3 pack
P/N C44807	Low pH SDS sample buffer, 140 mL
P/N C57805	Low pH phosphate SDS sample buffer, 140 mL
P/N C48034	CE grade water
P/N 60811	Mineral oil
P/N 338451	Bare fused silica capillary, precut 50 µm ID x 67 cm [3 each]



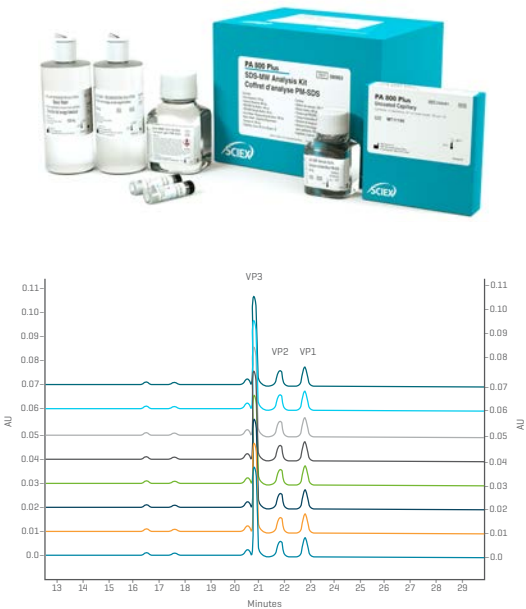
P/N C48034
CE grade water



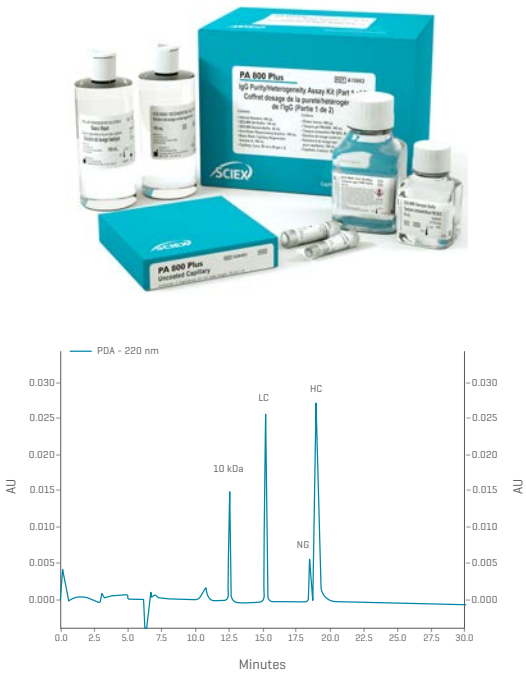
P/N 391734
IgG control standard, 3 pack



P/N A22196
MW sizing standard, 3 pack



Eight consecutive injections of an AAV8 sample with estimated titer at 8×10^{13} GC/mL.



Electropherogram of IgG analysis using the PA 800 Plus system. Peaks: internal standard [10 kDa], light chain [LC], non-glycosylated heavy chain [NG], glycosylated heavy chain [HC].

PA 800 Plus system

Nucleic acid analysis kits

P/N C48231 RNA 9000 purity & integrity kit

The RNA 9000 Purity & Integrity kit is designed for purity and integrity analysis of RNA therapeutics, vaccines and large, single-stranded oligonucleotides. This kit enables the analysis of a diverse array of RNA species between, 50-9,000 bases. It provides the ability to conduct analysis from early development to quality control and for transferability and validation to be completed on both the BioPhase 8800 and the PA 800 Plus systems.

This kit provides reagent volumes for the analysis of 200 samples, is designed for use on the BioPhase 8800 and PA 800 Plus systems and includes:

- Acid wash/regenerating solution, 0.1N HCl, 100 mL
- CE grade water, 140 mL [2]
- LIF performance test mixture, 20 mL
- Nucleic acid extended range gel, 140 mL [2]
- SYBR™ Green II RNA gel stain¹ (500x), 0.11 mL
- ssRNA ladder (0.05 kB to 9 kB) [70 µL [2]]

¹ SYBR is a trademark of the Life Technologies Corporation. SYBR Green II RNA gel stain is not available for resale.

P/N 477410 dsDNA 1000 kit

The dsDNA 1000 kit is designed for use on the PA 800 Plus system and contains the supplies necessary to perform a high-performance separation and analysis of double-stranded DNA (dsDNA) fragments. A linear relationship between migration time and number of base pairs can be obtained from dsDNA fragments in the range of 100 to 1,000 base pairs. In addition, this kit can be used for analysis of dsDNA fragments with sizes up to 15,000 base pairs through dilution of the gel, which can be found in technical notes on www.sciex.com.

This kit is compatible with both UV and laser-induced fluorescence (LIF) detection. It is not compatible with PDA detection. For LIF applications, the dsDNA 1000 LIF EnhanCE dye is recommended and sold separately [P/N 477409].

This kit provides reagent volumes for the analysis of 100 samples and includes:

- DNA capillary, 100 µm ID, 65 cm, 2 units
- dsDNA 1000 gel buffer, 3 units
- dsDNA 1000 test mix, 2 vials x 10 µL
- Orange G reference marker, 1 mL

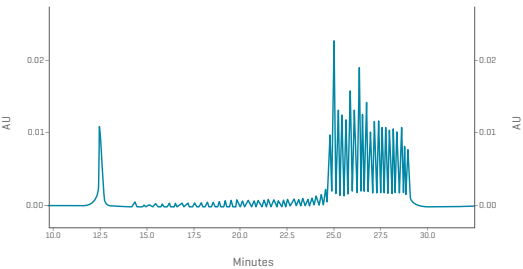
PA 800 Plus system

P/N 477480 ssDNA 100-R kit

The ssDNA 100-R kit is designed for use on the PA 800 Plus system and features coated capillaries, replaceable gel and standards to analyze single-stranded DNA (ssDNA) with linearity from 10 bases to 100 bases. This kit utilizes UV for detection and is not compatible with the PDA detector.

This kit provides reagent volumes for the analysis of 100 samples and includes:

- DNA capillary, 100 µm ID, 65 cm, 2 units
- ssDNA 100-R gel, 1 unit, 1 g
- Tris-borate buffer, 1 unit
- 7M urea, 1 unit
- ssDNA test mix, pd[A] 40-60, 0.2 O.D.

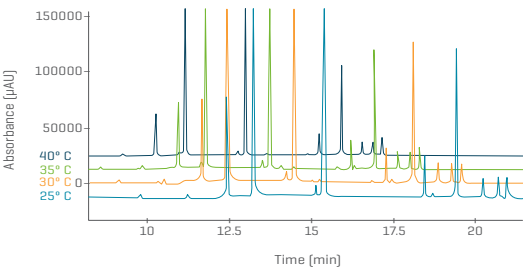


Separation of the ssDNA 100-R test mix, pd[A] 40-60, utilizing the ssDNA 100-R gel.

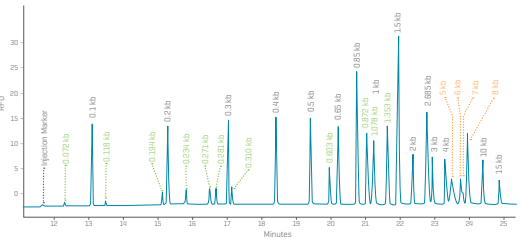
Nucleic acid analysis components	
P/N 5308349	Nucleic acid extended range gel multi-pack
P/N C48034	CE grade water
P/N 608082	Sample loading solution, 6.0 mL
P/N 477477	DNA capillary
P/N 477415	dsDNA 1000 gel pack, capillaries and reference marker
P/N 477628	dsDNA 1000 gel pack, 3 pack
P/N 477414	dsDNA 1000 test mix
P/N 477409	dsDNA 1000 LIF EnhanCE dye
P/N 477621	ssDNA 100-R gel pack
P/N 338481	ssDNA 100-R buffer kit - tris-borate buffer [2], 7M urea [2]



P/N C48034
CE grade water



Overlaid ssRNA ladder electropherograms to compare separation at different temperatures. The capillary cartridge temperatures tested included 25°C, 30°C, 35°C and 40°C, from the lowest to the highest electropherogram.



Example of successful separation and sizing of restriction fragments of virus and plasmid DNA using the dsDNA 1000 kit.

PA 800 Plus system

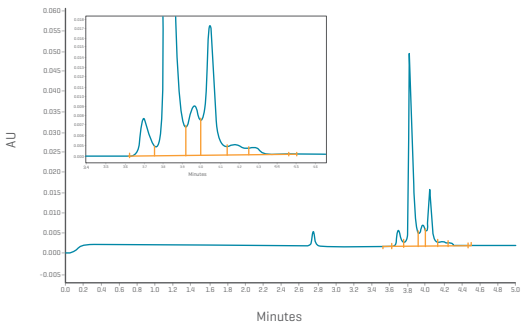
Charge heterogeneity analysis kits

P/N C44790 CZE Rapid Charge Variant Analysis kit

The CZE Rapid Charge Variant Analysis kit is designed for use on the PA 800 Plus system and provides all of the necessary reagents to analyze a molecule's charge variants based on its mobility. This method provides a fast, powerful separation to quantify charge variants with a buffer that serves as both a separation matrix and a dynamic coating for a bare fused silica capillary. In addition, no sample dilution buffer is required. Simply dilute the sample in water and you are ready for separation.

This kit provides reagent volumes for the analysis of 100 samples and includes:

- CZE rapid charge variant separation buffer, 125 mL
- Acid wash/regenerating solution, 100 mL
- CE grade water, 140 mL
- Protein test mix, 1 vial



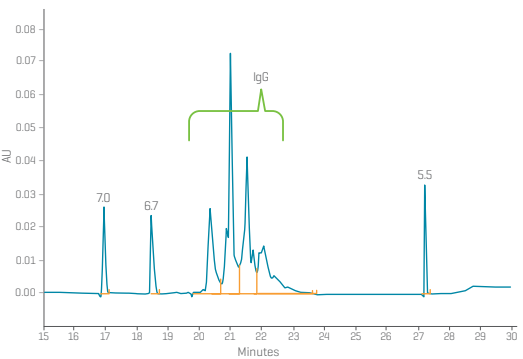
Full-view and zoomed electropherogram of Herceptin (trastuzumab) analyzed with the CZE Rapid Charge Variant Analysis kit.

P/N A80976 cIEF Peptide Marker kit

This kit is designed for use on the PA 800 Plus system and allows for accurate determination of a protein's charge heterogeneity to establish the identity and stability of the molecule. Capillary isoelectric focusing [cIEF] is a powerful technique that allows quantitative analysis of a protein's isoelectric point [pI]. In cIEF, a mixture of sample and ampholyte is introduced into a capillary and subjected to electrophoretic separation. In this process, a pH gradient is formed through which analytes migrate to their respective pI.

This kit provides reagent volumes for the analysis of 100 samples and includes:

- Neutral capillary, 1 unit
- cIEF gel, 100 mL
- cIEF peptide marker kit, 5 vials (240 µL each) of pI 4.1, pI 5.5, pI 7.0, pI 9.5 and pI 10.0
- Sample loading solution, 6.0 mL
- CE grade water, 140 mL



cIEF separation method delivering high accuracy of pI markers coupled with extremely robust peak pI identifications of mouse IgG1 K..

PA 800 Plus system

Charge heterogeneity analysis components

P/N 477436	Protein test mix
P/N C48034	CE grade water
P/N 608082	Sample loading solution, 6.0 mL
P/N A58481	cIEF peptide marker kit
P/N 477497	cIEF gel
P/N 477441	Neutral capillary



P/N C48034
CE grade water



P/N A58481
cIEF peptide marker kit

PA 800 Plus system

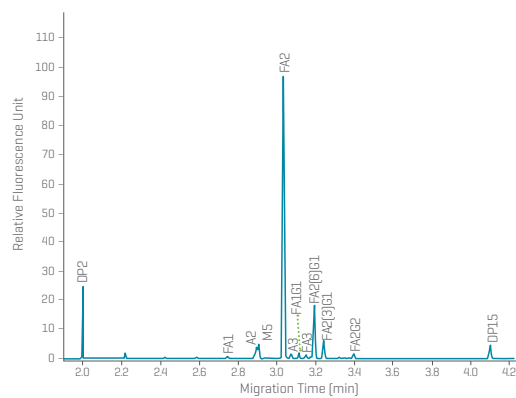
Glycan analysis kits

P/N B94499PTO Fast Glycan Labeling and Analysis kit

The Fast Glycan Labeling and Analysis kit for the PA 800 Plus system is used to rapidly label glycoprotein-released N-glycans with APTS followed by the effective removal of excess dye using a magnetic bead-based clean-up. The labeled glycans are separated by high-resolution capillary electrophoresis utilizing laser-induced fluorescence (LIF) detection and the HR-NCHO separation gel. Glycan identification is determined based on their normalized electrophoretic mobility referenced against predetermined GU values using the appropriate bracketing standard.

This kit provides reagent volumes for the analysis of 100 samples and includes:

- M1, 22 mL
- D1, 0.05 mL x 5 vials
- D2, 250 mM/50 µL dried x 5 vials
- D3, 1.5 mL x 1 vial
- D4, 1.5 mL x 2 vials
- L5, 5 mg x 1 vial
- L6, 5 mg x 5 vials
- GU ladder, 5 mg x 1 vial
- IST (internal standard), 5 mg x 1 vial
- BST (bracketing standard), 10 pmol x 1 vial
- HR-NCHO separation gel, 56 mL
- Magnetic separator, 1 unit
- Pre-assembled capillary cartridge (P/N A55625), 1 unit



Adalimumab separated and identified 10 glycan species in <5 minutes.

PA 800 Plus system

P/N 477600 Carbohydrate Labeling & Analysis kit

The Carbohydrate Labeling & Analysis kit is designed for use on the PA 800 Plus system and contains the reagents, buffers and capillaries required to label, separate and quantify oligosaccharides and monosaccharides released from glycoproteins. After enzymatic or chemical release, sugars are labeled with a fluorophore (APTS) at the reducing termini by reductive amination. The stoichiometry of labeling is such that only one APTS molecule is attached to each molecule of oligosaccharide. These highly charged and fluorescent oligosaccharides are easily resolved in an electric field and detected by laser-induced fluorescence (LIF) detection.

This kit provides reagent volumes for the analysis of 100 samples and includes:

- Carbohydrate separation buffer, 56 mL
- N-CHO coated capillary, 2 units
- Labeling dye [APTS], 4 x 5 mg
- Labeling dye solvent, 1 mL
- Glucose ladder standard, 50 mg
- Quantification/mobility marker [maltose], 0.18 mg
- APTS-M (monosaccharide-grade), 20 mg



Glycan analysis components

P/N 477623	N-linked carbohydrate separation buffer
P/N 477601	N-CHO capillary
P/N 501309	Labeling dye [APTS], 2 x 5 mg



P/N 501309
Labeling dye [APTS], 2 x 5 mg



P/N 477623
N-linked carbohydrate
separation buffer

PA 800 Plus system

General analysis kits

P/N 477445 Protein Methods Development kit

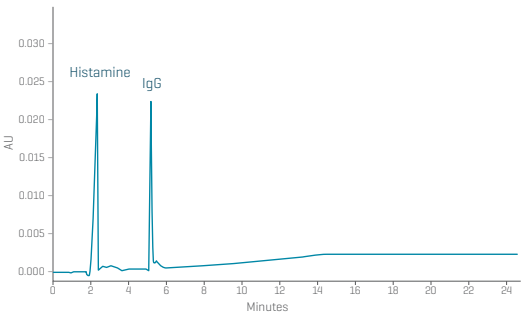
The Protein Methods Development kit is designed for use on the PA 800 Plus system and contains coated capillaries, buffers, standards and markers that allow you to optimize a separation method for the analysis of a broad spectrum of proteins by their mass/charge characteristics. The use of a “neutral” separation capillary minimizes the adsorption of proteins to the capillary surface and protects against hydrophobic interactions with the surface, improving the overall efficiency and resolution of the proteins being separated.

This kit provides reagent volumes for the analysis of 100 samples and includes:

- Neutral capillary, 50 µm [1]
- Orange G reference marker, 0.1% aqueous solution, 1 mL
- Histamine reference marker, 1% aqueous solution, 1 mL
- Citrate buffer, pH 3, 50 mM, 100 mL
- Citrate/MES buffer, pH 6, 50 mM, 100 mL
- Tricine buffer, pH 8, 20 mM, 100 mL
- Protein test mix, [1]
- Lysozyme, 1 mg
- Ribonuclease A, 1 mg
- Cytochrome C, 3 mg

Miscellaneous components

P/N 477427	Tris buffer, 50 mM, pH 8.0
P/N 338426	Capillary performance run buffer A
P/N 501333	P/ACE MDQ Plus system capillary performance test mixture B
P/N 338424	Capillary regenerator solution A
P/N 338437	Capillary performance test kit
P/N 726022	LIF performance test mix



IgG mobilized against the histamine reference marker with separation in <6 minutes.



P/N 338424
Capillary regenerator solution

P/N 501333
P/ACE MDQ Plus system
capillary performance test
mixture B

PA 800 Plus system

Cartridges

P/N A11147 30 cm semi-built cartridge [no capillary]

P/N A55625 Pre-assembled capillary cartridge

P/N 144738 Cartridge assembly, capillary packaged

This item contains the cartridge body, 100 µm x 800 µm aperture, 100 µm x 200 µm aperture, tubing kit, nuts, ferrules and O-rings to assemble your own capillary cartridge. This item works with all capillary offerings from SCIEX [sold separately].

P/N 144645 Cartridge rebuild kit

This item contains the capillary cutting length template, cleaving stone, rebuild instructions, O-rings, installation tool and tweezers. This item works with all capillary offerings from SCIEX [sold separately]. The cartridge body is also sold separately.

Coated capillaries

P/N 477477 DNA capillary

P/N 477441 Neutral capillary

P/N 477601 N-CHO capillary

Capillaries [pre-burned window]

P/N 338475 Bare fused silica capillary, 20 µm ID x 67 cm, 3 pack

P/N 338451 Bare fused silica capillary, 50 µm ID x 67 cm, 3 pack

P/N 338454 Bare fused silica capillary, 75 µm ID x 67 cm, 3 pack

Capillaries [extended length]

P/N 360800 Traditional CE-MS interface capillary, 75 µm x 111 cm, 3 pack

P/N 360801 Traditional CE-MS interface capillary, 50 µm x 111 cm, 3 pack

P/N 149053 Traditional CE-MS interface capillary, 75 µm x 100 cm, 3 pack

Capillaries [no pre-burned window]

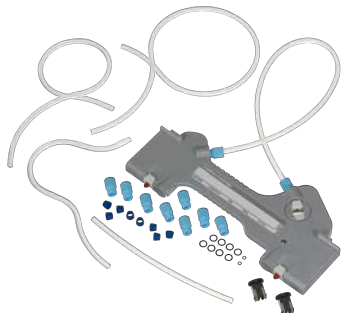
P/N 338472 Bare fused silica capillary, 50 µm ID x 5 m

P/N 338473 Bare fused silica capillary, 75 µm ID x 5 m

P/N 338474 Bare fused silica capillary, 100 µm ID x 5 m



P/N A55625
Pre-assembled capillary cartridge



P/N 144738
Cartridge assembly, capillary packaged



P/N 477441
Neutral capillary



P/N 338451
Capillary, precut, 50 µm x 67 cm [3 each]


PA 800 Plus system

Cartridge accessories

P/N 144689	Cartridge tubing kit
P/N 144717	Cartridge tubing kit, 100 cm
P/N 970297	O-ring from aperture
P/N 144866	Replacement cartridge clip with double seal for capillary entrance and exit [4 pack]
P/N 144873	Replacement cartridge clip with single seal for optics window [4 pack]
P/N 144711	Aperture 100 µm x 800 µm, 3 pack
P/N 144712	Aperture 100 µm x 200 µm, 3 pack
P/N 721126	LIF cartridge probe guide
P/N 721125	LIF cartridge aperture plug assembly
P/N A61216	External detector adapter kit
P/N 144660	Optical calibration [OPCAL] cartridge
P/N A47922	Cartridge plug and clip kit

Labware

P/N A62251	Universal vials, 100 pack
P/N A62250	Universal vial caps, 100 pack
P/N 144709	PCR microvials, 100 pack
P/N 5043467	NanoVials, 100 pack
P/N A94462	Sample vial tray, 6 x 6
P/N A94461	Sample vial tray, 6 x 8
P/N C04895	Sample vial tray holder assembly



PA 800 Plus system

Instrument accessories

P/N A47775	Electrode assembly
P/N A95348	Insertion lever interface parts kit
P/N A59525	Electrode tool assembly
P/N 144647	Coolant fill tool
P/N 359976	Capillary cartridge coolant
P/N 144667	Deuterium lamp assembly
P/N A65740	Cable, adapter [GPIB to USB]

UV filters

P/N 144430	UV filter 200 nm
P/N 144431	UV filter 210 nm
P/N 144437	UV filter 214 nm
P/N 144432	UV filter 220 nm
P/N 144433	UV filter 230 nm
P/N 144438	UV filter 254 nm
P/N 144434	UV filter 260 nm
P/N 144439	UV filter 280 nm



PA 800 Plus system

LIF filters

P/N 144941	Filter notch LIF 488 nm
P/N 144940	Filter emission band pass 520 nm
P/N 149068	Filter emission band pass 560 nm
P/N 144942	Filter emission band pass 655 nm



P/N 144438
Filter, 254 nm



P/N 144940
Filter, 520 nm



P/N 144941
Filter, 488 nm

SCIEX Now support network

SCIEX Now

- Manage your instruments
- Submit and manage support cases, track status and view history
- Access online training courses and articles
- Manage software licenses linked to your registered instruments
- View and report critical instrument statistics when connected to the StatusScope remote monitoring service
- Be a part of the SCIEX community by submitting questions and comments
- Receive notifications from SCIEX with content based on your preferences

Contact SCIEX Now →

SCIEX Now Learning Hub

- SCIEX Now Learning Hub success programs provide LC-MS and CE training customized to meet your exact needs
- With a selection of training methods and certifications available, you can build a mass spectrometry program that is most suited to your lab and users
- Starting with a clear understanding of your desired learning outcomes, we aim to help you improve lab productivity and consistency by designing and delivering a program that is focused on knowledge advancement and retention

Find out more →

The SCIEX clinical diagnostic portfolio is For In Vitro Diagnostic Use. Rx Only. Product(s) not available in all countries. For information on availability, please contact your local sales representative or refer to www.sciex.com/diagnostics. All other products are For Research Use Only. Not for use in Diagnostic Procedures. Trademarks and/or registered trademarks mentioned herein, including associated logos, are the property of AB Sciex Pte. Ltd. or their respective owners in the United States and/or certain other countries [see www.sciex.com/trademarks]. © 2023 DH Tech. Dev. Pte. Ltd. RUO-GEN-MKT-26174

Headquarters

500 Old Connecticut Path
Framingham, MA 01701 USA
Phone 508-383-7700
sciex.com

International Sales

For our office locations please call the division headquarters or refer to our website at sciex.com/offices

