

# Forensic Method

## Forensic drug screening analysis


*Elevate your forensic testing with the X500R QTOF System*

Method details and access to HR-MS/MS libraries to screen for forensic drugs in urine samples using HPLC coupled with the X500R QTOF system, powered by SCIEX OS Software.



### Sample Prep

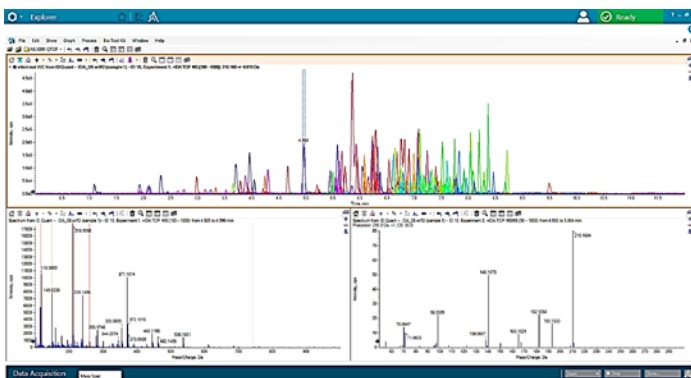
- Step 1
- Dilute urine samples 5 times with the following diluent: 90% Mobile Phase A (5mM ammonium formate in water): 10% Mobile Phase B (Methanol with 0.05% formic acid)



SCIEX OS can deliver faster method set-up

### LC Method

Column	Phenomenex Kinetex Biphenyl, 100 x 3.0 mm, 2.6 um column	
Mobile Phase A	0.1% formic acid in water	
Mobile Phase B	0.1% formic acid in methanol	
Flow rate	0.6 mL/min	
Column temperature	30°C	
Injection volume	10 µL	
Gradient profile	Time (min)	% B
	0	2
	1	2
	7	65
	7.1	100
	9	100
	9.1	2
	12	2



SCIEX OS delivers enhanced data exploration of your acquired TOF MS and TOF MS/MS data

# MS Method

**Forensic Screen\_IDA**

Method duration: 6.5 min | Total scan time: 0.41118 sec | Estimated cycles: 948

**Source and Gas Parameters**

- Ion source gas 1: 50 psi | Ion source gas 2: 50 psi
- Curtain gas: 30 psi | CAD gas: 7 psi
- Temperature: 600 °C

**Experiment** (IDA)

- Polarity: Positive V | Spray voltage: 5500 V

**TOF MS**

- TOF start mass: 100 Da | TOF stop mass: 1000 Da | Accumulation time: 0.1 sec
- Declustering potential: 80 V | DP spread: 0 V
- Collision energy: 10 V | CE spread: 0 V

**IDA Criteria** (Small molecule)

- Maximum candidate ions: 10 | Intensity threshold exceeds: 10 cps
- Dynamic background subtraction
- Exclude former candidate ions
- For: 5 sec | After: 1 occurrences

**Advanced Criteria**

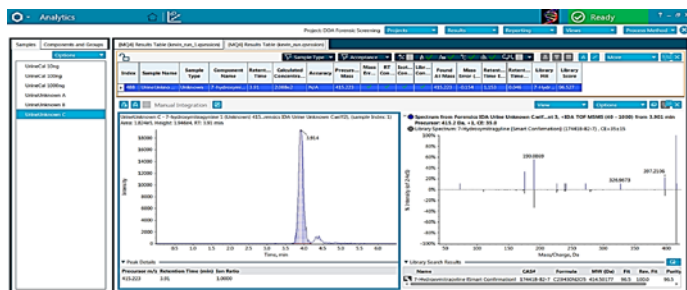
**TOF MSMS**

- Presursor ion: 530 Da | TOF start mass: 40 Da | TOF stop mass: 1000 Da
- Declustering potential: 80 V | DP spread: 0 V | Accumulation time: 0.025 sec
- Collision energy: 35 V | CE spread: 15 V

Buttons: Start, Stop, Save

Suggested IDA (Information Dependent Acquisition) conditions for routine forensic drug screening as displayed in SCIEX OS

## Data Processing



Review your results with utmost efficiency using SCIEX OS for simultaneous quantitation and MS/MS library confirmation.

## X500R High Resolution Libraries

Download the XIC List

Download a FREE Trial of the MS/MS Library

Download a free XIC compound list detailing a full list of forensic drug compounds including molecular formula and accurate mass.

Download a free trial of the forensic high resolution MS/MS library, containing 1703 compounds.

[Learn more at sciex.com/X-Forensics.](http://sciex.com/X-Forensics)

AB Sciex is doing business as SCIEX.

© 2015 AB Sciex. For Research Use Only. Not for use in diagnostic procedures. The trademarks mentioned herein are the property of AB Sciex Pte. Ltd. or their respective owners. AB SCIEX™ is being used under license.

Document number: RO-MKT-07-2866-A